

I.DOT

Fast. Precise. Traceable.

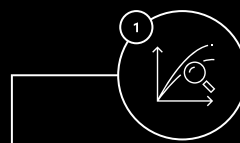
Non-contact Dispensers



I.DOT

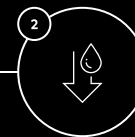
Latest technology in non-contact dispensing for fast and reproducible results every time.

The I.DOT is a liquid handler that anyone can use regardless of automation experience. The instrument transfers volumes as low as 8 nL with unrivaled precision and speed while dramatically reducing your laboratory's plastics and reagent consumption. Whether you are dispensing enzymes and beads for NGS or qPCR or adding cells, compounds, and buffers for Assay Development or High-throughput Screening, the I.DOT offers unrivaled precision and ease of use for efficient and reproducible sample preparation.



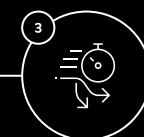
Reaction Miniaturization

With precise transfers down to 8 nL, DISPENDIX Liquid Handlers enable reaction miniaturization, allowing researchers to run up to 10x as many samples for the same cost to their lab.




Low dead volume

With a 1 μ L dead volume (I.DOT S & L), no other product enables researchers to transfer their compounds, reagents, and buffers in a more cost-effective and efficient way.



Speed & Flexibility

With the ability to dispense a reagent to 384 wells in seconds rather than minutes, DISPENDIX is changing the way researchers think about the automation of their genomics and drug discovery workflows.



Real-time Volume Verification.

The I.DOT is the only liquid handler with droplet detection and has the capability to detect when users run out of source liquid and verifies dispensing volume. I.DOT's DropDetection is a patented feature that detects and counts every droplet released during a single dispensing run. With integrated droplet detection, DISPENDIX provides researchers with an unparalleled degree of process safety. Imagine knowing for every transfer, the actual volume transferred with an 8 nL resolution.

The I.DOT provides users with flexibility in the types of source consumables and destination labware formats that can be used.



I.DOT S

Designed for flexibility

S Plates

96 Source Wells

S.60, S.100 & S.200 plates support a wide range of liquid classes (methanol to 65% glycerol)

80 μ L source volume per well

DW

Any SBS compatible labware not exceeding 127 mm x 85 mm x 50 mm (L x W x H)

I.DOT L

Designed for flexibility

Source Labware Options

L Plates

96 Source Wells

L.100 plates are compatible with aqueous solutions, DMSO and up to 43% glycerol

500 μ L source volume per well

Target Labware Options

DW

Any SBS compatible labware not exceeding 127 mm x 85 mm x 50 mm (L x W x H)

I.DOT HT

Designed for drug discovery

HT Plates

384 Source Wells

HT.60 plates are compatible with aqueous solutions, DMSO and up to 33% glycerol

80 μ L source volume per well

DW

Any SBS compatible labware plate not exceeding 127 mm x 85 mm x 50 mm (L x W x H)



Assay Studio streamlines your workflow

I.DOT's software Assay Studio optimizes protocol creation, and users can easily import CSV files to create more complex protocols. It is automation-friendly and integrates with any third-party scheduler.

- Touch screen, user-friendly software
- Fast, intuitive, and CVS-friendly setup
- Multiwell and custom formats
- No programming or looping needed
- Improve processes and data quality




	S.60	S.100	S.200	L.100	HT.60
Designed For	I.DOTS	I.DOTS	I.DOTS	I.DOT L	I.DOT HT
Orifice Size	60 μm	100 μm	200 μm	100 μm	60 μm
Suitable	Drug Discovery	General Purpose	Viscous Enzymes/ Genomics	General Purpose	General Purpose
Dead Volume	1 μl	1 μl	1 μl	1 μl	10 μl
Fill Level	80 μl	80 μl	80 μl	500 μl	80 μl

Dispensing Plates To Meet Your Low and High-throughput Needs.

I.DOT dispensing plates are compatible with a variety of liquids. The range includes aqueous solutions containing salts and reagents used for qPCR assays, DMSO up to 100%, Matrigel and many other liquids commonly used in labs. The dispensing plates can also handle solvents like methanol and acetonitrile. Additionally, liquids dispensing of living cells is one of the strengths of the I.DOT dispensing plates.

I.DOT dispensing plates are specifically designed to be used with our I.DOT non-contact dispensing systems.



I.DOT automates life science workflows and executes them more efficiently.



Assay development

- Miniaturize your cellular assays into a 1536- well plate.
- Dispense up to 96 source liquids using a different volume in each well with I.DOT's DoE-friendliness.



Synthetic biology

- Dispense any volume from any source well to any target well like complex DNA structures to sub-cellular components.



Compounds dispensing

- Use I.DOT to dispense small molecules with different dilution series possible.
- Remove variability in liquid handling by back calculating the exact concentration of dispensed drugs using dropletverification.



CRISPR reactions

- Leverage I.DOT's speed, accuracy and low dead volume to rapidly and cost-efficiently set up CRISPR reactions and other gene-editing protocols.



Indexing/Combinatorial dispensing

- Perform complicated dispensing patterns across 96, 384 and 1536-well plates.



Pooling libraries

- CDNA concentrations and I.DOT software calculates the volume needed to achieve the correct concentration to be dispensed.
- Performs this function for up to 96 libraries in under one minute.



Dispensing beads

- Dispense resin-based or magnetic beads reproducibly across your target plates for extraction or cleanups.



Cell dispensing

- Dispense anything from cells in suspension to organoids while maintaining cell viability.

High-throughput screening

- Create multiple permutations of drug concentrations across the well plate with different drug mixtures in each well.
- Add reagents between 8 nanoliters and 500 microliters per well using I.DOT's high dynamic range.
- Dispense from any source well into any destination well.



Genomics and proteomics

- Enables you to do sample preparation for single cell proteomics for a deep resolution of the proteome.
- Enhance NGS Library Prep and leverage miniaturization, low-volume dispensing and low dead volume.
- Dispense high-viscosity solutions with ease and reduce time





©2021 BICO AB. All rights reserved. Duplication and/or reproduction of all or any portion of this document without the express written consent of BICO is strictly forbidden. Nothing contained herein shall constitute any warranty, express or implied, as to the performance of any products described herein. Any and all warranties applicable to any products are set forth in the applicable terms and conditions of sale accompanying the purchase of such product. BICO provides no warranty and hereby disclaims any and all warranties as to the use of any third-party products or protocols described herein. The use of products described herein is subject to certain restrictions as set forth in the applicable terms and conditions of sale accompanying the purchase of such product. BICO may refer to the products or services offered by other companies by their brand name or company name solely for clarity and does not claim any rights to those third-party marks or names. BICO products may be covered by one or more patents. The use of products described herein is subject to BICO's terms and conditions of sale and such other terms that have been agreed to in writing between BICO and user. All products and services described herein are intended FOR RESEARCH USE ONLY and NOT FOR USE IN DIAGNOSTIC PROCEDURES.

The use of BICO products in practicing the methods set forth herein has not been validated by BICO, and such nonvalidated use is NOT COVERED BY BICO'S STANDARD WARRANTY, AND BICO HEREBY DISCLAIMS ANY AND ALL WARRANTIES FOR SUCH USE. Nothing in this document should be construed as altering, waiving or amending in any manner BICO's terms and conditions of sale for the instruments, consumables or software mentioned, including without limitation such terms and conditions relating to certain use restrictions, limited license, warranty and limitation of liability, and nothing in this document shall be deemed to be Documentation, as that term is set forth in such terms and conditions of sale. Nothing in this document shall be construed as any representation by BICO that it currently or will at any time in the future offer or in any way support any application set forth herein.

